

## GRANTS AND COOPERATIVE FUNDING

Grants applied for & received:

- Federal Emergency Management Agency (FEMA)

Wind damage (Fall 2008)	\$ 30,613
Snow removal (2005)	\$ 15,391
Snow removal (2003)	\$ 5,951
  
- Office of Criminal Justice

Equipment (2006)	\$ 7,823
Equipment (2003-2005)	\$141,157
  
- Department of Justice Programs (COPPS)

Two Police Officers (1999 – 2001)	\$107,295
-----------------------------------	-----------
  
- Ohio Department of Natural Resources (ODNR)

Fish for pond (2006)	\$ 500
----------------------	--------
  
- Tobacco Use Control and Prevention Foundation of Ohio

Tobacco prevention (2005)	\$ 8,768
---------------------------	----------
  
- Mid-Ohio Regional Planning Commission (MORPC)

Stimulus (road work) (2009)	\$100,000+
-----------------------------	------------
  
- Others grants that paid for items directly include: bullet-proof vests; AED; and laptops

Grants applied for & not received:

- COPPS grant(s)
- Stimulus grant(s)
- ODNR grant(s)

Cooperative funding:

- Ohio Department of Transportation – State Route 750
- Delaware County and Ohio Department of Development – American Disabilities Act rehabilitation for building
- Liberty Township and Olentangy Schools – sidewalk for Elementary

## How will the change in the income tax rate structure affect someone?

Based on \$100,000 salary, the following schedule illustrates the effects of the change in income tax rate structure.

I live in the City of Powell but I work in:

Where you work	Rate	What you are paying now			What you WOULD BE paying			Difference
		Work Area	Powell	Total	Work Area	Powell	Total	
Bexley	2%	2,000	500	2,500	2,000	500	2,500	SAME
Canal Winchester	2%	2,000	500	2,500	2,000	500	2,500	SAME
Circleville	1.50%	1,500	500	2,000	1,500	500	2,000	SAME
Columbus	2.5%	2,500	500	3,000	2,500	500	3,000	SAME
Delaware	1.55%	1,550	500	2,050	1,550	500	2,050	SAME
Dublin	2%	2,000	500	2,500	2,000	500	2,500	SAME
Gahanna	1.50%	1,500	500	2,000	1,500	500	2,000	SAME
Galena	1%	1,000	500	1,500	1,000	1,000	2,000	\$ 500
Genoa Township	0%	-	750	750		2,000	2,000	\$ 1,250
Grandview Heights	2.25%	2,250	500	2,750	2,250	500	2,750	SAME
Grove City	2%	2,000	500	2,500	2,000	500	2,500	SAME
Groveport	2%	2,000	500	2,500	2,000	500	2,500	SAME
Heath	1.50%	1,500	500	2,000	1,500	500	2,000	SAME
Hilliard	2%	2,000	500	2,500	2,000	500	2,500	SAME
Lancaster	1.75%	1,750	500	2,250	1,750	500	2,250	SAME
Liberty Township	0%	-	750	750		2,000	2,000	\$ 1,250
London	1%	1,000	500	1,500	1,000	1,000	2,000	\$ 500
Marysville	1%	1,000	500	1,500	1,000	1,000	2,000	\$ 500
New Albany	2%	2,000	500	2,500	2,000	500	2,500	SAME
Newark	1.75%	1,750	500	2,250	1,750	500	2,250	SAME
Obetz	2%	2,000	500	2,500	2,000	500	2,500	SAME
Orange Township	0%	-	750	750		2,000	2,000	\$ 1,250
Pataskala	0%	-	750	750		2,000	2,000	\$ 1,250
Pickerington	1%	1,000	500	1,500	1,000	1,000	2,000	\$ 500
Plain City	1%	1,000	500	1,500	1,000	1,000	2,000	\$ 500
Powell	0.75%		750	750		2,000	2,000	\$ 1,250
Reynoldsburg	1.50%	1,500	500	2,000	1,500	500	2,000	SAME
Shawnee Hills	2%	2,000	500	2,500	2,000	500	2,500	SAME
Sunbury	1%	1,000	500	1,500	1,000	1,000	2,000	\$ 500
Upper Arlington	2%	2,000	500	2,500	2,000	500	2,500	SAME
Westerville	2%	2,000	500	2,500	2,000	500	2,500	SAME
Whitehall	2%	2,000	500	2,500	2,000	500	2,500	SAME
Worthington	2%	2,000	500	2,500	2,000	500	2,500	SAME

<u>Income Tax Rate</u>	<u>Credit</u>	<u>No Credit</u>	<u>Estimated Additional Revenue</u>	<u>Works in City Percentage Increase</u>	<u>Works out of City Percentage Increase</u>
0.75% 0.75%	0.25%	X	\$ 764,194 current	0%	0.25%
1.00% 1.00% 1.00% 1.00%	0.25% 0.50% 0.75%	X	\$ 2,120,174 \$ 1,355,981 \$ 591,787 \$ (172,406)	0.25% 0.25% 0.25% 0.25%	0.50% 0.25% 0% -0.25%
1.25% 1.25% 1.25% 1.25% 1.25%	0.25% 0.50% 0.75% 1.00%	X	\$ 3,476,154 \$ 2,711,960 \$ 1,947,767 \$ 1,183,574 \$ 419,380	0.50% 0.50% 0.50% 0.50% 0.50%	0.75% 0.50% 0.25% 0% -0.25%
1.50% 1.50% 1.50% 1.50% 1.50% 1.50%	0.25% 0.50% 0.75% 1.00% 1.25%	X	\$ 4,832,134 \$ 4,067,941 \$ 3,303,747 \$ 2,539,556 \$ 1,775,363 \$ 1,011,172	0.75% 0.75% 0.75% 0.75% 0.75% 0.75%	1.00% 0.75% 0.50% 0.25% 0% -0.25%
1.75% 1.75% 1.75% 1.75% 1.75% 1.75% 1.75%	0.25% 0.50% 0.75% 1.00% 1.25% 1.50%	X	\$ 6,188,114 \$ 5,423,921 \$ 4,659,727 \$ 3,895,532 \$ 3,131,334 \$ 2,367,138 \$ 1,602,943	1.00% 1.00% 1.00% 1.00% 1.00% 1.00% 1.00%	1.25% 1.00% 0.75% 0.50% 0.25% 0% -0.25%
2.00% 2.00% 2.00% 2.00% 2.00% 2.00% 2.00%	0.25% 0.50% 0.75% 1.00% 1.25% 1.50%	X	\$ 7,544,094 \$ 6,779,900 \$ 6,015,707 \$ 5,251,515 \$ 4,487,320 \$ 3,723,126 \$ 2,958,935	1.25% 1.25% 1.25% 1.25% 1.25% 1.25% 1.25%	1.50% 1.25% 1.00% 0.75% 0.50% 0.25% 0%

Based on 2006 numbers

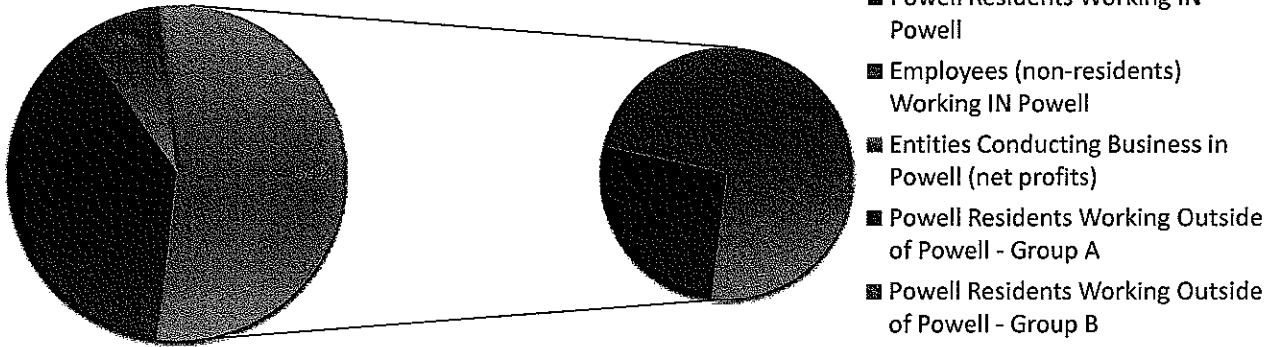
Ask for \$1,000,000 a year levy for 15 years - appx 3.04 millage per year  
Cost to \$100,000 homeowner: \$93.40/yr

<u>Year</u>	<u>Revenue</u>
1	1,000,000
2	1,000,000
3	1,000,000
4	1,000,000
5	1,000,000
6	1,000,000
7	1,000,000
8	1,000,000
9	1,000,000
10	1,000,000
11	1,000,000
12	1,000,000
13	1,000,000
14	1,000,000
15	1,000,000
	15,000,000

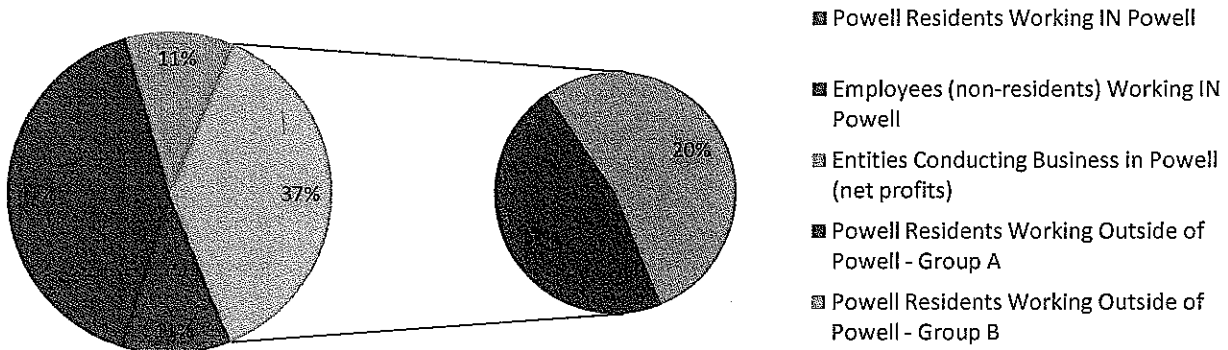
If need \$3,000,000 a year then cost per \$100,000 homeowner is:

\$93.40  
x3  
\$ 280.20

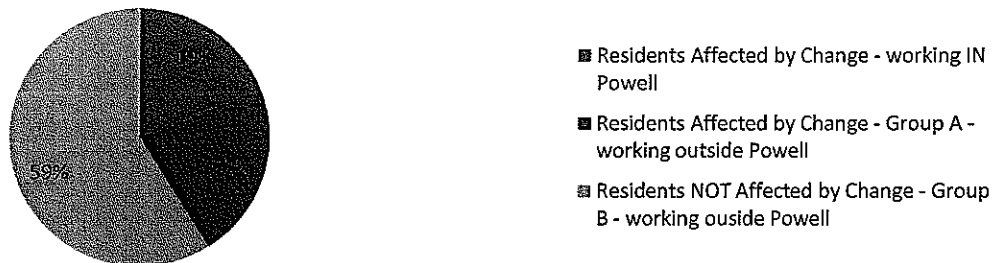
### Municipal Income Taxes - Who Pays (allocated by amount paid)




### Municipal Income Taxes - Who Pays (allocated by new amount to be paid) (2% with a 1.5% credit)



### Which Powell Residents Will be Affected with a change to a 2% rate



## Property Taxes for a \$300,000 Home



Quick Reference Guide:  
The following chart is the approximate total property tax cost per each \$1000 of home or property value.

Upper Arlington	\$ 21.65
Dublin	\$ 21.46
Beavley	\$ 20.65
Grandview Heights	\$ 20.55
Worthington	\$ 20.11
Powell	\$ 19.14
Columbus	\$ 18.20
Delaware	\$ 16.59


The following chart is the approximate City only property tax cost per each \$1000 of home or property value.

Grandview Heights	\$ 2.14
Upper Arlington	\$ 1.98
Worthington	\$ 1.53
Beavley	\$ 1.35
Powell	\$ 1.14
Columbus	\$ 0.96
Delaware	\$ 0.85
Dublin	\$ 0.61

Breakdown for a Powell \$300,000 Home.

Olentangy Schools	\$ 4,050.13
Delaware County	\$ 630.30
Liberty Township	\$ 506.44
City of Powell	\$ 340.87
Vocational Schools	\$ 210.01
Delaware County/Library	\$ 3.68
<b>Total</b>	<b>\$ 5,741.43</b>

### Property Tax - Building (home) value \$300,000



- Powell Residents Working IN Powell
- Employees (non-residents) Working IN Powell
- Entities Conducting Business in Powell
- Powell Residents Working Outside of Powell

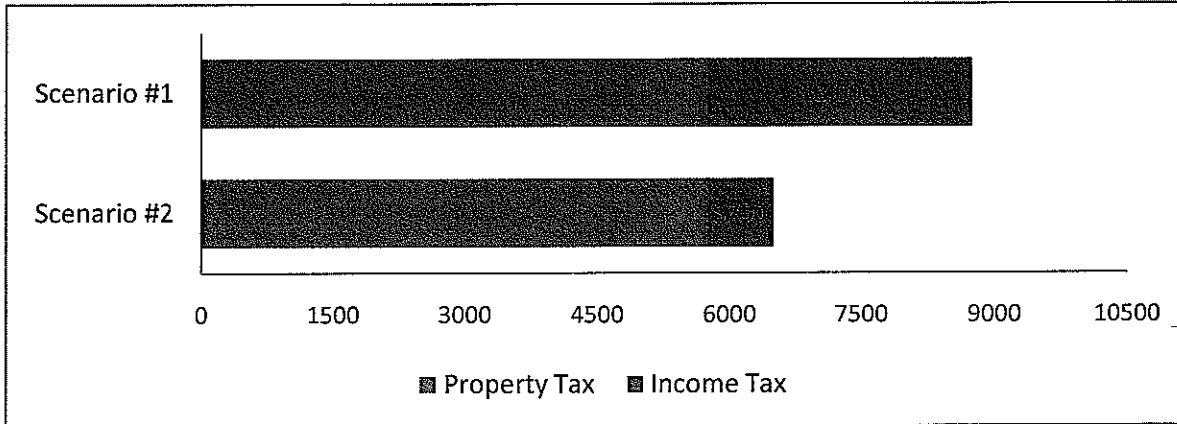
**Typical Resident Scenarios**

**Scenario #1:**

Powell resident has a home value of \$300,000 and travels to Columbus to work for \$100,000 a year.  
(2.5% to Columbus & .5% to Powell)

**Scenario #2:**

Powell resident has a home value of \$300,000 and stays in Powell to work for \$100,000 a year.  
(.75% to Powell)



**Comparable Resident & Non-resident Scenarios**

**Scenario #1:**

Powell resident has a home value of \$300,000 and travels to Columbus to work for \$100,000 a year.  
(2.5% to Columbus & .5% to Powell)

**Scenario #2:**

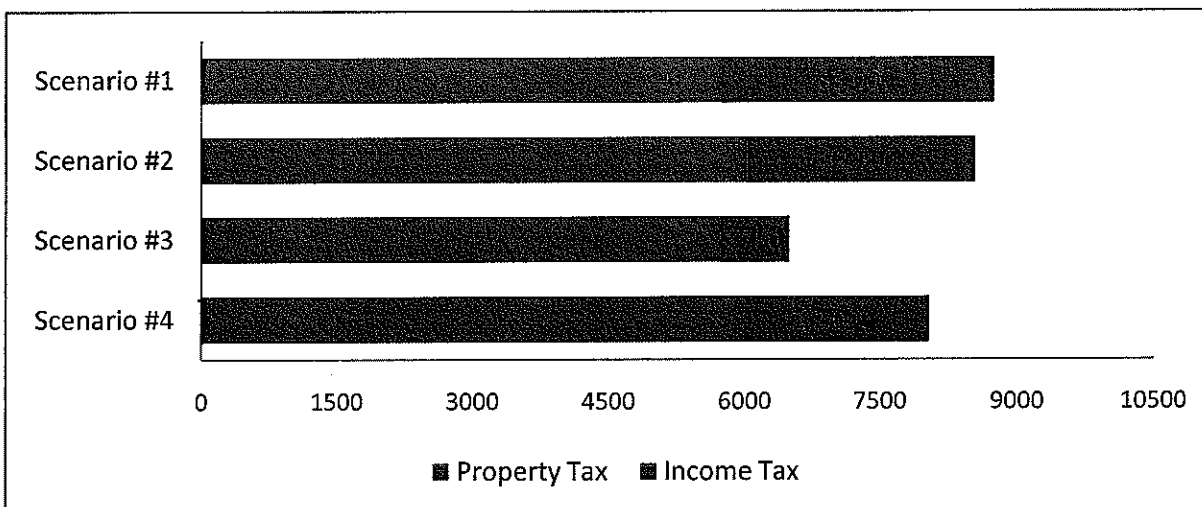
Worthington resident has a home value of \$300,000 and travels to Columbus to work for \$100,000 a year.  
(2.5% to Columbus)

**Scenario #3:**

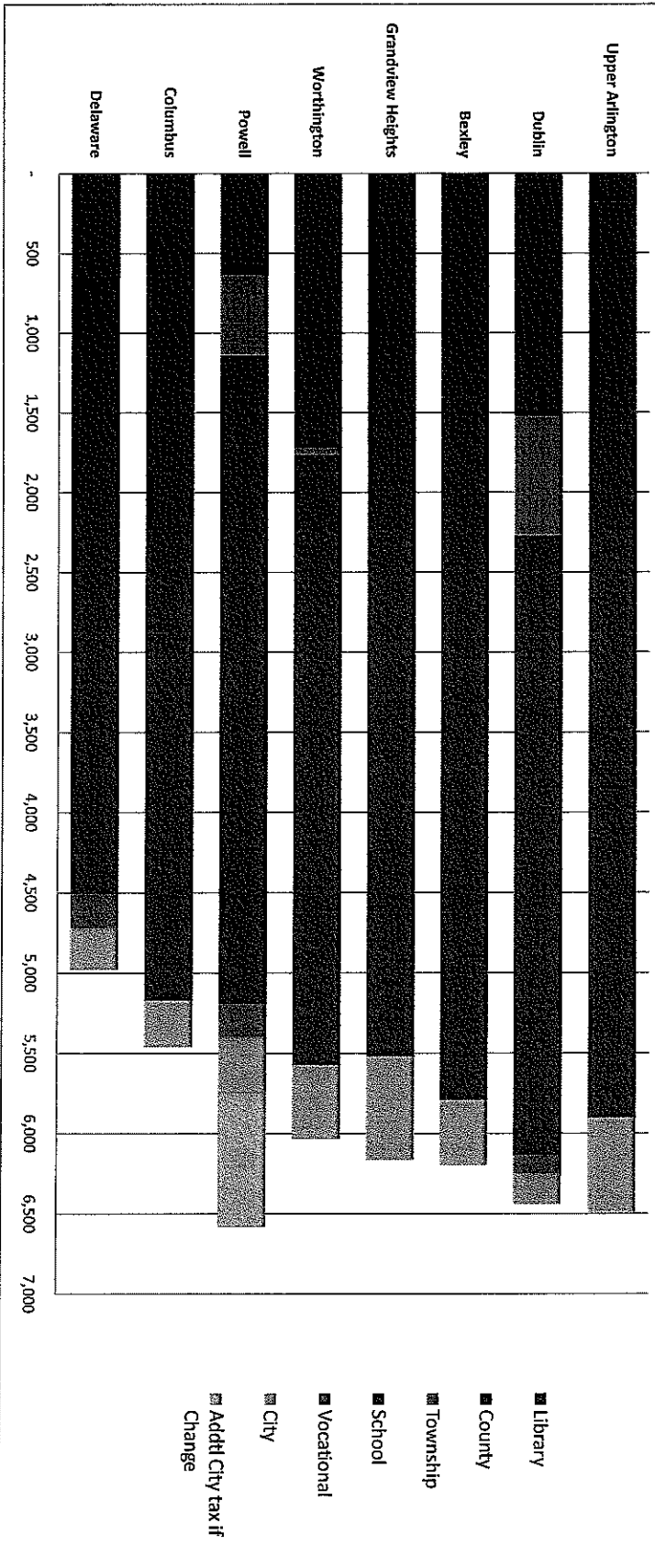
Powell resident has a home value of \$300,000 and stays in Powell to work for \$100,000 a year.  
(.75% to Powell)

**Scenario #4:**

Worthington resident has a home value of \$300,000 and travel to Powell to work for \$100,000 a year.  
(.75% to Powell & 1.25 to Worthington)



### Property Taxes for a \$300,000 Home if select Property Tax Change to collect \$3 million



**Quick Reference Guide:**

The following chart is the approximate total property tax cost per each \$1000 of home or property value.

Upper Arlington	\$ 21.65
Dublin	\$ 21.46
Bexley	\$ 20.65
Grandview Heights	\$ 20.55
Worthington	\$ 20.11
Powell	\$ 19.14
Columbus	\$ 18.20
Delaware	\$ 16.59

The following chart is the approximate City only property tax cost per each \$1000 of home or property value.

Powell	\$ 3.93
Grandview Heights	\$ 2.14
Upper Arlington	\$ 1.98
Worthington	\$ 1.53
Bexley	\$ 1.35
Columbus	\$ 0.96
Delaware	\$ 0.85
Dublin	\$ 0.61

Breakdown for a Powell \$300,000 Home.

Olentangy Schools	\$ 4,050.13
Delaware County	\$ 630.30
Liberty Township	\$ 506.44
City of Powell	\$ 1,181.47
Vocational Schools	\$ 210.01
Delaware County Library	\$ 3.68
<b>Total</b>	<b>\$ 6,582.03</b>